



Tourism Statistics Summary – December 2010

OVERVIEW

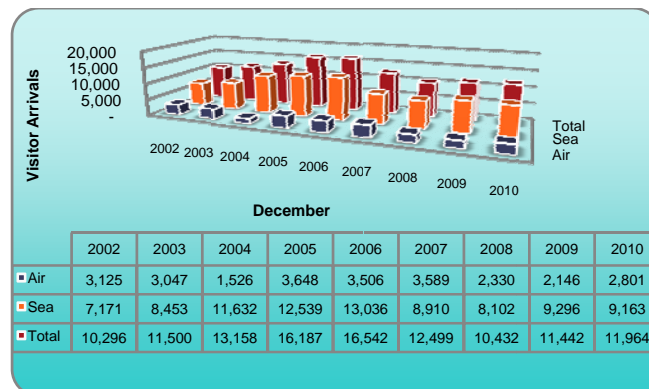
For the final month in 2010; December, international visitor arrivals to Anguilla were 4.6% higher than the same period in 2009. The upward movement in arrivals was as a result of increased tourist arrivals, up 8.8% for the period; while excursionist arrivals were down 1.4%.

Many countries continued on the trend of increased visitor arrivals over the corresponding time in 2009; with the larger markets such as the USA, French St. Martin and the Caribbean showing recovery.

Of the visiting travellers, 11,704 visitors or 97.8% came primarily for vacation and the remaining

260 visitors came for business.

Figure 1: Visitor Arrivals, December 2002 - 2010



PASSENGER MOVEMENT

Passenger arrivals to Anguilla (including both residents and visitors) were down this month compared to the same period last year, to 21,695 passengers, a drop by 0.9%. This is largely as a result of lower resident movements as visitor numbers increased. Arrivals at the Blowing Point seaport totalled 15,773 passengers or 72.7%; Sandy Ground saw 2,079 passengers or 9.6%; and at the airport 3,843 passengers landed or 17.7% of arrivals.

Outbound passengers for the month showed an overall decline in departures by 4.0% under December 2009 to 19,688 passengers. 75.0% of passengers departed via the Blowing Point seaport, ferrying 14,766 passengers. At the Sandy Ground port 2,130 passengers departed or 10.8%. The final official port of exit for passengers - Clayton J. Lloyd International – saw 2,792 passengers or 14.2% leaving the island.

TOURIST (Stay-Over Visitors)

Tourists visiting Anguilla were up this month, by 8.8% this month, with arrivals at the end of the month standing at 7,289 tourists.

The average intended length of stay of tourists was 8.9 days; this was slightly shorter than the previous year when stay-over visitors intended to stay on average 9.1 days.



Figure 2: Tourist Arrivals, December 2006 – 2010

TOURIST (Stay-Over Visitors) *continued*

Looking at stay-over visitor arrivals in December, a holiday month, grouped by length of stay, it showed that most tourists stayed for 4-7 days (38.4%), closely followed by 8-15 days (32.7%), then 1-3 days (16.3%), some visitors had lengthier stays with some staying 16- 22 days (5.1%) and all the other tourists (7.5%) spending over 3 weeks in Anguilla.

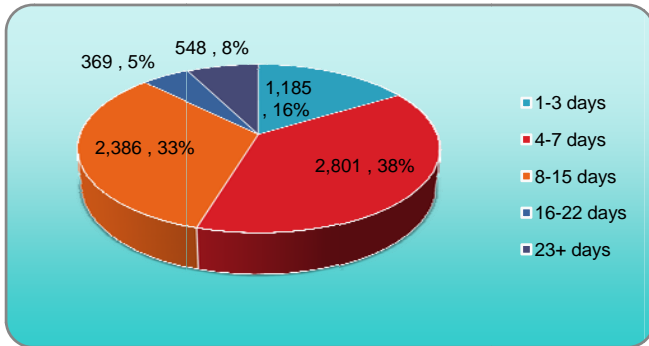


Figure 3: Tourist Arrivals by Length of Stay, December 2010

Arrivals from nearly all source markets excluding Germany and French and Dutch St. Martin/Maarten showed increased visitor numbers when compared to 2009, down 14.0%, 12.4% and 8.4% respectively. The USA, which is the largest source market, had growth of 8.9% for the month in review.

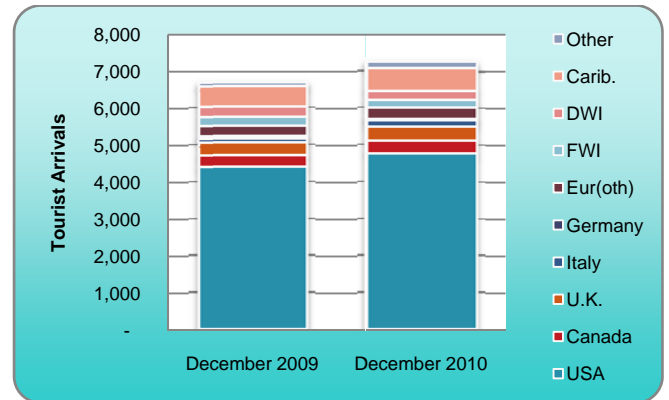


Figure 4: Tourist Arrivals by Country of Residence, December 2009 and 2010

EXCURSIONIST (Day Trippers)

Day trippers to Anguilla for the month totalled 4,675 arrivals, a decline by 1.4% compared to December 2009. Of the arrivals, 97.8% entered Anguilla via the seaports, the majority of which entered at the Blowing Point terminal, with 2,537 or 54.3% of arrivals.

Excursionist arrivals at the Clayton J Lloyd International Airport totalled 103 arrivals accounting for 2.2% of total arrivals this month.

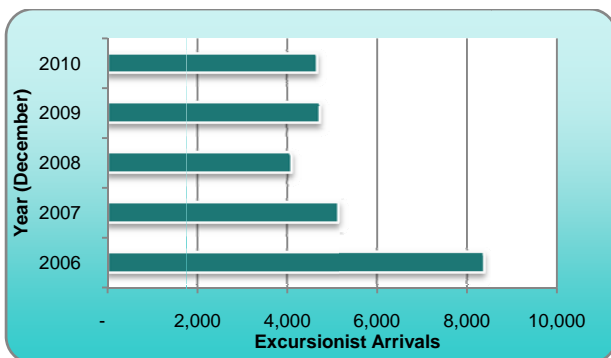


Figure 5: Excursionist Arrivals, December 2006 - 2010

Nearly all source markets showed reduced arrivals, including the larger markets such as USA (-4.9%); Europe (Other) (-13.1%).

The only markets to show improved excursionist arrivals for the period were Germany (+58.7%), French West Indies (+31.5%) and Other (+117.4%).

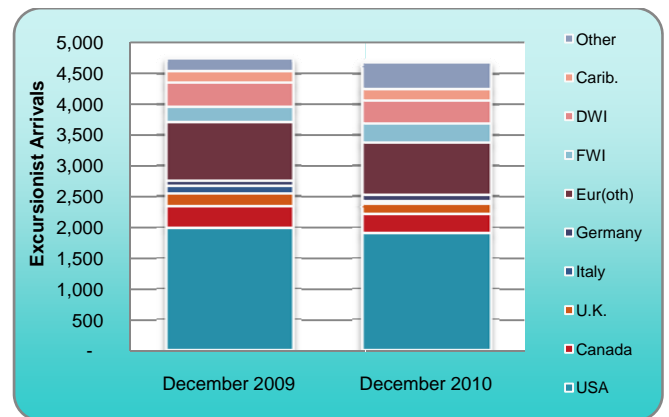


Figure 6: Excursionist Arrivals by Country of Residence, December 2009 and 2010

This report, along with other Tourism data, is available at the Government of Anguilla Statistics Department's website: <http://gov.ai/statistics/tourism.htm>

ANGUILLA STATISTICS DEPARTMENT
 OLD COURT HOUSE BUILDING
 P.O.BOX 60 | THE VALLEY | ANGUILLA
 BRITISH WEST INDIES

Telephone: +(264) 497-5731 | Fax: +(264) 497-3986

Email: statistics@gov.ai